


# Intentions

Posted on **April 07,2018** by **admin**

I belong to a womyn's group called [SPIN](#) We meet weekly and two weeks ago Kathy (the Spin Goddess) had us state an intention. Immediately I thought about some batik squares that I bought many years ago, and they had been lost in my stash! (sorry for the pic quality)

Image not found

[http://www.creativitycontinium.com/wp-content/uploads/2018/04/20180327\\_105002-e1523114947911-768x1024.jpg](http://www.creativitycontinium.com/wp-content/uploads/2018/04/20180327_105002-e1523114947911-768x1024.jpg)



So I said "I will

finish the Black Quilt." I had this quilt in my mind for several months after I re-discovered these blocks during my letting go process (the subject of another series of posts). I actually laid out a plan (so unlike my usual steps) and started adding the black sashing.

Image not found

[http://www.creativitycontinium.com/wp-content/uploads/2018/04/20180328\\_213727-e1523115295104-768x1024.jpg](http://www.creativitycontinium.com/wp-content/uploads/2018/04/20180328_213727-e1523115295104-768x1024.jpg)




This is one iteration

with piano keys added to the top square.

Image not found

[http://www.creativitycontinium.com/wp-content/uploads/2018/04/20180330\\_220713-1-e1523115211381-768x1024.jpg](http://www.creativitycontinium.com/wp-content/uploads/2018/04/20180330_220713-1-e1523115211381-768x1024.jpg)




This was the result

(sorry for the blurry pics, I was having camera problems).

Image not found

[http://www.creativitycontinium.com/wp-content/uploads/2018/04/20180401\\_161501-e1523115171226-768x1024.jpg](http://www.creativitycontinium.com/wp-content/uploads/2018/04/20180401_161501-e1523115171226-768x1024.jpg)




This was not what I

had in mind, so I UN-SEWED the piano keys. I wish that I had decided that I did not like this BEFORE I had sewed them on, but I work very intuitively and was just not liking the piano key. But the piecing will start me on a chinese coin quilt which is the piano key columns sashed with a solid color. Nothing is ever lost in

Image not found

<http://www.creativitycontinium.com/wp-content/uploads/2018/04/DSCN3331-e1523117303341-768x1024.jpg>



This is the second

iteration and will be surrounded by black. BTW I stopped this post and went and unpacked my actual camera (I had been using my cell phone camera and the results are not satisfactory). No more blurry pics...

Posted in: Artfully Wild Blogalong | Tagged: Blurry, Quilts | With 4 comments